

Travel to YWAM Bridges of Life

1. How to get to our Base

- A. Nîmes Centre Train Station
- B. Nîmes Pont du Gard Train Station
- C. Nîmes Airport
- D. Montpellier Airport
- E. Marseille Airport

2. Travelling by Train in France

3. Helpful Information

1. How to get to our Base

In this document, we explain everything you need to know in order to get to our base. If you have any further questions, please don't hesitate to ask us. Our main base is located at the Château de Planque at:

2 Rue du Faubourg de Planque
30170 Saint-Hippolyte-du-Fort



We also have another building ('The Bridge') closer to the centre of town, where we have additional bedrooms for teams and guests. Depending on the season and size of your team, you might be housed at The Bridge. The address for The Bridge is:

3 Boulevard du Temple
30170 Saint-Hippolyte-du-Fort

Your Point Person from our base will inform you on whether you will be staying on the base (the Château) or at The Bridge, and will be available to meet you on arrival.

We are happy to help you with planning your travels through this document, but unfortunately we are unable to help you with booking any tickets or hotels.

Car

If you travel to our base by car, please [click here](#) so you know what to look for. Since this is a very small street, not all GPS systems recognise this street. We are on the D39, route de Lasalle.

Airplane / Train / Bus

If you arrive by airplane, the closest airports are Nîmes, Montpellier, and Marseille (in that order). They are all a 1- to 2-hour drive from our base. It is also possible to fly in and out of Paris or Lyon. From Paris Charles de Gaulle airport and Lyon-Saint-Exupéry airport, there are direct train connections to Nîmes. How to reach our base by public transportation is further explained below.

We highly recommend using public transport to reach us from any airport, as this works out to be the cheapest method. Unfortunately, flight arrivals do not always synchronize well with the local public transportation systems. If arriving from Marseille airport, to be in time to use public transport, you should be out of the airport by 14h00. Limited services are typical over the weekend and on public holidays.

If your flight arrives in the evening (or your departure leaves very early in the morning), there may not be any buses or trains running. If absolutely necessary, we can come and pick you up and charge flat rates depending on the location. These rates can be found in the handbook that you were given.

1A. Nîmes Centre Train Station

There are two train stations that serve Nîmes: Nîmes Centre and Nîmes Pont du Gard. The more convenient one is Nîmes Centre.

Once you have arrived at the Nîmes Centre train station, make your way down to the main body of the station, and exit through the back entrance, towards the bus station (*gare routière*).



There are two entrances / exits to the Nîmes Centre train station. This is the back entrance/exit, which leads to the bus station. This entrance/exit is also on the same side as the Starbucks located within the train station.



Back entrance / exit of the Nîmes Centre train station

The buses are lined up on your right as you exit the Nîmes Centre train station. The bus station is right in front of the Ibis hotel, as seen in the following photograph:



Take the **140** bus in the direction of Le Vigan. It costs 1,60€ and is about an hour's journey. You can buy your ticket with cash directly from the bus driver. Notes above 20€ are too large to be accepted on the bus, so have some coins or smaller notes ready.

The schedule for the 140 bus can be found [here](#) (select '30 - Gard' then '140').

There are several doors on the lower part of the bus, on each side of the bus, where you can lift up to store suitcases, baby strollers, etc. You do not need to ask the driver's permission to open the luggage compartment; it is self-service:



The 140 bus can be either red, yellow, or white.

You can save your bus ticket for future use; this saves you 0,10€ on future trips, which will then cost 1,50€ each.

Occasionally, the bus stops in the village of Quissac for a transfer. Don't panic! Just follow the crowd to the next bus which will bring you to Saint-Hippolyte-du-Fort. You may have to wait inside or outside the bus for several minutes before the other bus arrives. You do not have to pay for another bus ticket.

If you are staying at the main base (the Château), alight at the **'Casernes'** bus stop in Saint-Hippolyte-du-Fort (one stop after 'Maison de retraite'):



This is the same bus stop for going to and from Nîmes, from 'Casernes.'

If you are staying at The Bridge, alight at the **'Maison de retraite'** bus stop in Saint-Hippolyte-du-Fort (one stop before 'Casernes'):



It doesn't look obvious, but alight here for 'Maison de retraite.' This stop is just outside the 'La Cigaloune' bakery.

Someone from our base will meet you at the bus stop to show you how to get to your accommodation. If for some reason you are not picked up, below is a map of how to get to the base (Château de Planque) and The Bridge, as well as the location of the two 140 bus stops in Saint-Hippolyte-du-Fort.



For a video of this part of the process, [click here](#).

(This video is slightly outdated, as it was made in 2016. However, it is still useful to watch. Follow the instructions stated in this travel document as it contains the most up-to-date information.)

1B. Nîmes Pont du Gard Train Station

There are two train stations that serve Nîmes: Nîmes Centre and Nîmes Pont du Gard. The Nîmes Pont du Gard train station is situated about 20 minutes (12-14 km) from Nîmes centre.

If you arrive at the Nîmes Pont du Gard train station, you will still need to make your way to the Nîmes Centre train station, in order to take the 140 bus to Saint-Hippolyte-du-Fort.

The following instructions in this section tell you how to get to Nîmes Centre, from Nîmes Pont du Gard train station.

Via Train

If you have not already purchased a connecting train ticket before arriving at Nîmes Pont du Gard train station, you can buy a ticket from the self-service ticket machines, or from a staff behind a counter. Make your way down from the train platform and into the main body of the train station. On the ground floor, there are several self-service ticket machines (see photograph to the right). Alternatively, you can also purchase your ticket from a staff behind a counter.

A TER train ticket between Nîmes Pont du Gard and Nîmes Centre costs around 3€, and the ride takes about 8 to 10 minutes.

For tips on train travel, please see section “2. Travelling by train in France.”

From the Nîmes Centre train station, take bus 140 in the direction of Le Vigan. For more information on this, see “1A. Nîmes Centre Train Station.”



Via Bus

Once you disembark the train and descend into the main body of the train station, make your way to the exit on your right. This leads you to the bus station:



The bus station outside the Nîmes Pont du Gard train station

There is currently only one bus serving this train station, the bus line **33 Express Gares**.

The bus ticket costs between 1,30€ and 1,60€ and you can buy it from the self-service ticket machine located right next to the bus stop.

For the latest bus times, [click here](#). Bus timings correspond to when trains arrive at / depart from Nîmes Pont du Gard train station. The bus ride to Nîmes Centre takes less than 30 minutes. The Nîmes Centre train station is the last stop on the ride.

From the Nîmes Centre train station, take bus 140 in the direction of Le Vigan. For more information on this, see “1A. Nîmes Centre Train Station.”

1C. Nîmes Airport

Take the shuttle bus (‘Navette Aéroport’) to the Nîmes train station. Tickets can be bought on the bus for 6,80€. This bus takes about 30 minutes and drops you off at the Nîmes Centre train station. From there, take bus 140 in the direction of Le Vigan. For more information on this bus, see “1A. Nîmes Centre Train Station.”

For the schedule of this shuttle, [click here](#).

The schedule changes according to the time of year, so please be sure to select the correct timetable from the options.



1D. Montpellier Airport

Shuttle Bus to Montpellier Place de l'Europe

At Montpellier airport, make your way to the shuttle bus (*navette*). You will be taking the **620 (Navette Aéroport)** bus.

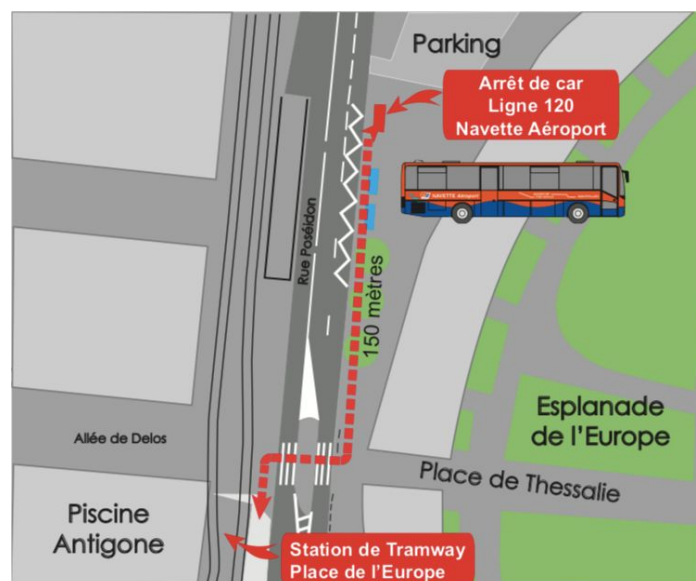
A daily shuttle bus runs every hour between the airport and Montpellier Place de l'Europe tram station, in the city centre. The journey takes approximately 15-25 minutes, and you can buy your ticket aboard the shuttle bus.

Alternatively, you can take the same **620** airport shuttle bus to the Montpellier Gare Sud de France train station, and take a train from there to Nîmes. Buy your train ticket in advance on <https://www.oui.sncf> or at the train station itself, from a ticket machine or from a staff behind the counter.

- There are two tickets on sale for the shuttle bus:
 - Single-fare ticket for the shuttle bus only (1,60€)
 - Purchase this option if you are planning to alight at the Montpellier Gare Sud de France train station. It is a 15-minute bus ride.
 - Intermodal ticket with city bus/Transport de Montpellier Méditerranée Métropole (TaM) included (2,60€)
 - Purchase this option if you plan on entering Montpellier city centre and intend on transferring to the Tramway after getting off the bus.

For shuttle bus times, look [here](#) on the airport website.

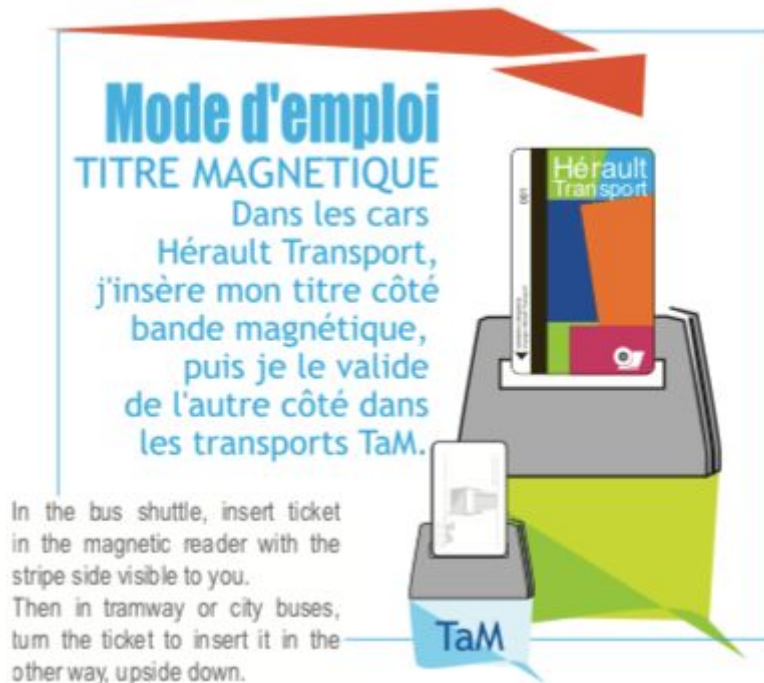
The diagram below shows you how to get from the shuttle bus to the Tramway station at Place de l'Europe in Montpellier.



Montpellier Place de l'Europe to Nîmes Train Station

Tramway/Light Rail

At Place de l'Europe station, take the blue tram Line 1 in the direction of "Mosson" to Montpellier Gare Saint-Roch station. Use the same ticket that was purchased for the shuttle bus. Make sure to validate your ticket, as shown in the graphic below:



At Montpellier Gare Saint-Roch train station, purchase your train ticket if you have not done so. The train ride from Montpellier to Nîmes Centre takes about 30 minutes and usually costs around 10-15€. Train tickets are cheaper for anyone under the age of 25, or if you are travelling in groups of more than 4.

For tips on train travel, please see section "2. Travelling by train in France."

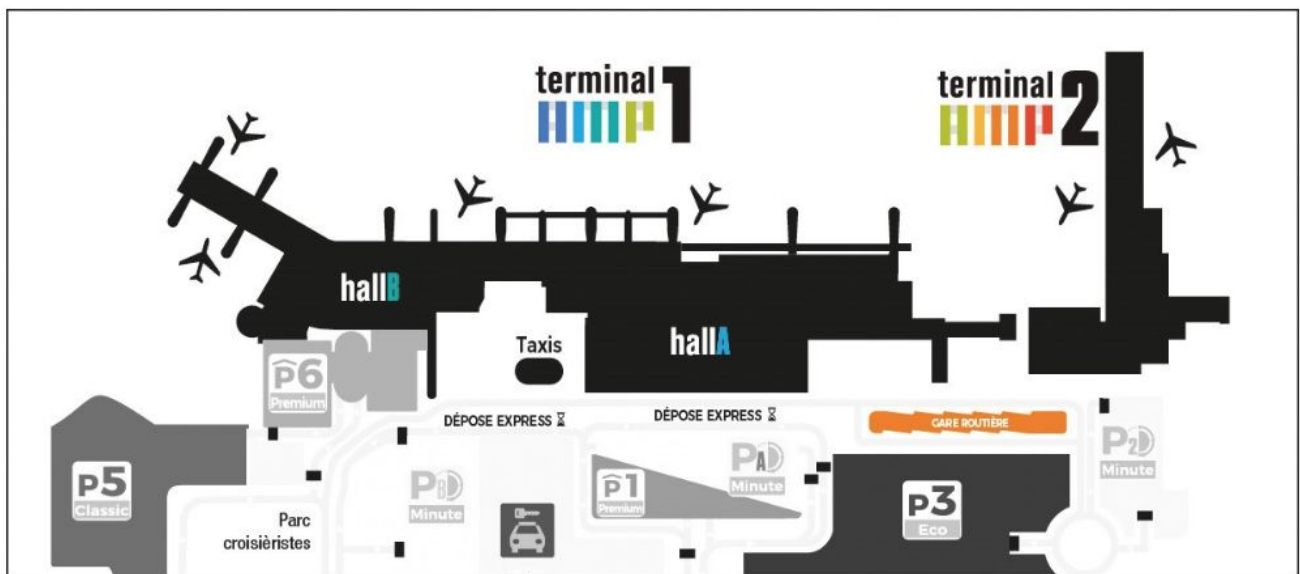
From the Nîmes Centre train station, take bus 140 in the direction of Le Vigan. For more information on this bus, see "1A. Nîmes Centre Train Station."

1E. Marseille Airport

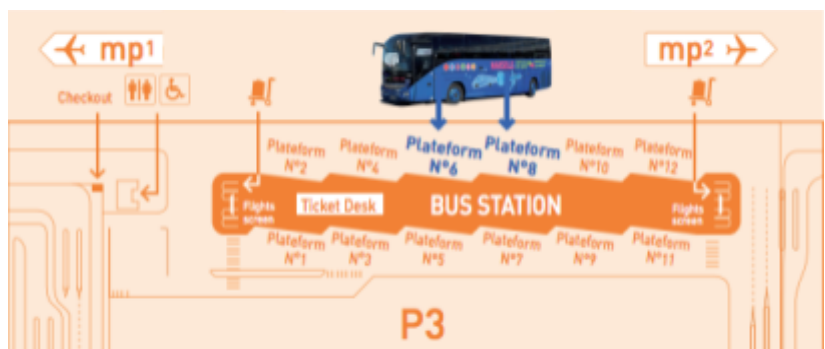
There are two options once you have arrived in Marseille. You can take a bus to the main Marseille Saint-Charles train station or you can take the free airport shuttle bus to Vitrolles - Aéroport Marseille Provence train station. The main station offers more options of trains to Nîmes centre, but the Vitrolles station can oftentimes be faster and cheaper.

Via “Marseille Saint-Charles” Train Station

At Marseille airport, you will need to purchase a bus ticket to Marseille Saint-Charles train station. A bus runs every 15-20 minutes between the airport and the train station. The journey takes approximately 25 minutes and a one-way fare costs 8,30€.



When you exit the airport, look for the bus station (*gare routière*) (the orange area on the map above). Once there, you can buy your bus ticket to Marseille Saint-Charles train station. The bus will be at platform 6 or 8 as shown in the image to the right.



At Marseille-Saint Charles train station, purchase your train ticket to Nîmes Centre train station. Tickets can be purchased in advance online via the link at the end of this document. It costs 25€ to 35€ and takes 1.5 to 2 hours. From the Nîmes Centre train station, take the 140 bus in the direction of Le Vigan. For more information on this bus, see “1A. Nîmes Centre Train Station.”

Via “Vitrolles - Aéroport Marseille Provence” Train Station

When you exit the airport, make your way over to the bus station (*gare routière*). The shuttle bus will be at platform 5. The shuttle bus corresponds with trains leaving the Vitrolles train station and only takes about 5 minutes to get there. The shuttle bus is free.

Please note: The shuttle buses to Super Eco parking also depart from platform 5, alternating with shuttle buses to Vitrolles train station. Please check the bus destination before boarding.

It is very important to purchase your train ticket for “Vitrolles - Aéroport Marseille Provence” to Nîmes ahead of time, either online using the link at the end of this document, or at the ticket booth at the airport. Your ticket needs to be printed (or shown on your phone/tablet with a QR code) and the shuttle bus does not leave you with enough time to purchase a ticket at the Vitrolles station. Vitrolles is a very small station and only has two platforms and a small ticket office.

From the Nîmes Centre train station, take the 140 bus in the direction of Le Vigan. For more information on this bus, see “1A. Nîmes Centre Train Station.”

2. Travelling by Train in France

You may use the self-service ticket machines to purchase tickets or head into the ticket ('*billet*') section in the train station office ('*Boutique*'). **Keep in mind that just prior to boarding a train, you must validate your ticket by inserting it into a '*composteur*.'** There are many of these around the train station (see picture to the right). Insert your ticket and the date and time will be printed on the ticket to indicate the beginning of travel. Failure to do so may result in a fine.

If travelling with luggage, please ensure you have a luggage label on every piece of luggage. This is required by law; if you don't do this, your luggage may be removed from the train. Write your name and phone number with country code on the label. Free labels are available in the ticket offices at the train station.



Trains au départ			= Voies A à N	
Destination	Train n°	Partir de		
18:27 LAROCHE-MIGENNES	TER 91021	Voie 15		
18:30 LYON-PART-DIEU LYON-PERRACHE	TGV T et 2 classe 6665	Voie A		
18:34 LYON-ST-EXUPERY-TGV GRENOBLE	TGV T et 2 classe 6925	Voie E		
18:40 BELLEGARDE-ANNEMASSE-THONON-EVIAN-LES-BAINS	TGV T et 2 classe 6511	Voie D		
18:50 NICE-VILLE	TGV T et 2 classe 6163			
18:53 DIJON-VILLE	TER 91023			

Les voies sont affichées au plus tard 20 minutes avant le départ

When traveling by train, the direction of the train is listed as the final destination. Knowing the final destination will help you when reading the signs and being sure you are on the right platform going in the correct direction. To be sure you are on the right train, check the number of the train on your ticket.

Above, is a picture of a departures signboard in a station. It displays Departure Time in the left column, then intermediary stops and final destination, followed by the type of train, its number (on your ticket) and the departure platform.

Also on your ticket is the coach and seat number. On the platform there is a board called '*composition des trains*' (see picture on the right). On this board you can find the location of your coach on the train. It also shows where your coach will stop at the platform. At the platform, there are letters that correspond with the letters shown on this sign.



3. Helpful Information

Don't Forget...

Bear in mind that you may be waiting anywhere from 10 minutes to several hours upon arriving at any of the stations for your next mode of transportation. Watch arrival and departure times carefully. You may want to have snacks with you.

There is free WiFi and a couple of cafés offering light food and drinks within the Nîmes Centre train station.

Essential French Travel Vocabulary

"*S'il vous plaît*" - "Please"

"*Merci*" - "Thank you"

"*Le train/bus à _ est à quelle heure ?*" - "The train/bus to _ is at what time?"

"*Combien ?*" - "How much?"

"*Acheter*" - "to buy"

"*Billet*" - "Ticket"

"*Gare*" - "Train station"

"*Gare routière*" - "Bus station"

"*Navette*" - "Shuttle bus"

"*Sortie*" - "Exit"

"*Retard*" - "Delay"

"*Arrêt*" - "Stop"

Helpful Websites

Booking Trains: www.oui.sncf

Nîmes Airport: www.nimes.aeroport.fr

Montpellier Airport: www.montpellier.aeroport.fr

Marseille Airport: www.marseille-airport.com

Travel Information for France: www.bonjourlafrance.com

Pickup Service

Alternatively, we can arrange for one of our staff members to pick you up. These costs are listed in detail in the handbook sent to you. The cost is for the round-trip journey and is inclusive of fuel costs, but excludes any parking charges or tolls incurred.